

# BN *thermic*

## I-Board-6 Insulation and Underlay

for use with BN Thermic F Series Underfloor Heating Mats

**Ideal for Engineered Wood and Laminate Flooring**



### Laying Instructions

- The underlay boards can be easily cut using a knife.
- The boards must be kept dry.
- Lay the boards in a staggered pattern to spread the joints.
- Leave a 5mm gap around all edges to allow for any expansion.
- You must always lay your final floor coverings as directed by the manufacturer.

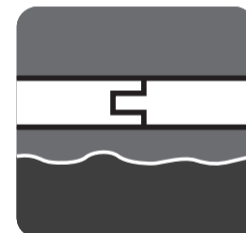
### Surface Preparation

- The floor should be clean, dry and free of dust.
- Any loose floorboards should be nailed down and any protruding nails hammered down.
- If the floor is damp it must be isolated using a vapour tight polythene damp proof membrane.
- Membrane must always be applied in cellars or ground floors above unheated rooms.

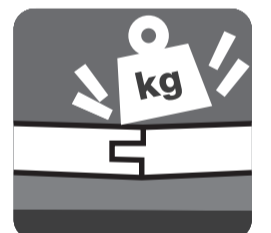
Outstanding  
Thermal  
Insulation



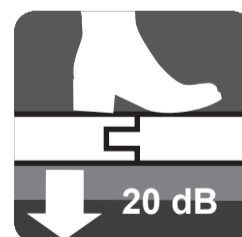
Excellent  
Levelling  
Properties



6 t/m Incredible  
Compression  
Strength



Impact  
Noise  
Reduction



Water  
Resistant



Light Weight  
Easy to  
Handle



### Pack Contents

- No. of Boards 19
- Pack Coverage 9.76m<sup>2</sup>
- Panel Size 600 x 856mm
- Thickness 6mm