

SystemX OVERDOOR HEATERS

What is a **SystemX** Overdoor Heater?

A discreet heater that lives above doors and creates a warm welcome for staff and customers in commercial applications such as shops, cafes and entrance areas. Multiple SystemX overdoor heaters can be daisy chained from one simple to use controller as per diagram below. Control connections are all made with Cat5 cable making for a quick, error free install.



Key Features

- Control up to 12 heaters from a single point
- Dual function bracket for overdoor or space heating (overdoor only for 9kW heater)
- M8 threaded holes for drop rod suspension
- All control connections by Cat5 cable for super quick error-free installation
- Controllers do not require their own 230V supply
- BMS compatible using CX-BMS module
- Can be controlled in a group with any other style of SystemX heater



Energy Saving Tip

Installing a CX1, 2 or 3 controller gives you a low heat option which reduces your electricity consumption (ideal for warmer months).



Purchase From
Electrical Wholesaler











Delivered Next
Day As Standard

SystemX Overdoor Heaters

Model	kW	Finish
XD-30	3	White
XD-60	6	White
XD-90	9	White

SystemX Control Components

	Description	Model	Details
	Controller with thermostat On/off/low/high/fan only settings	CX1	Page 123
	Controller with tamper resistant thermostat On/off/low/high/fan only settings	CX2	Page 123
	Controller - manual On/off/low/high/fan only settings	CX3	Page 123
	Controller with digital programmable thermostat	CX6	Page 123
	BMS module for use with volt-free signal	CX-BMS	Page 123
	Optional remote sensor for use with CX1, CX2 or CX6 controllers	CX-S	Page 123
	Cat5 cable terminated 5m	DX05	-
	Cat5 cable terminated 10m	DX10	-
	Cat5 cable terminated 20m	DX20	-
	Cat5 cable joiner	JX1	-

Technical

kW		Volts	Airflow (m ³ /h)	dB* @2m	Recommended Mounting Height(m)		Dimensions(mm)			Weight (kg)
High	Low				Min	Max	W	D	H	
3.0	2.0	230	245	49	1.8	3.0	635	108	225	7.0
6.0	4.0	230	490	54.4	1.8	3.0	1105	108	225	11.5
9.0	6.0	230 or 400/3N	735	56	1.8	3.0	1620	108	225	17

*Noise levels are factory tested not laboratory tested



Brewdog

Location: Central London

Installed: 1 x 6kW Overdoor Heater in black finish



The Original Factory Shop

Location: Llandudno, Wales

Installed: 1 x 6kW Overdoor Heater